

TOSHIBA

Leading Innovation >>>

SMMS 7
SUPER MODULAR MULTI SYSTEM

"SMMS -7 the senses of cooling"



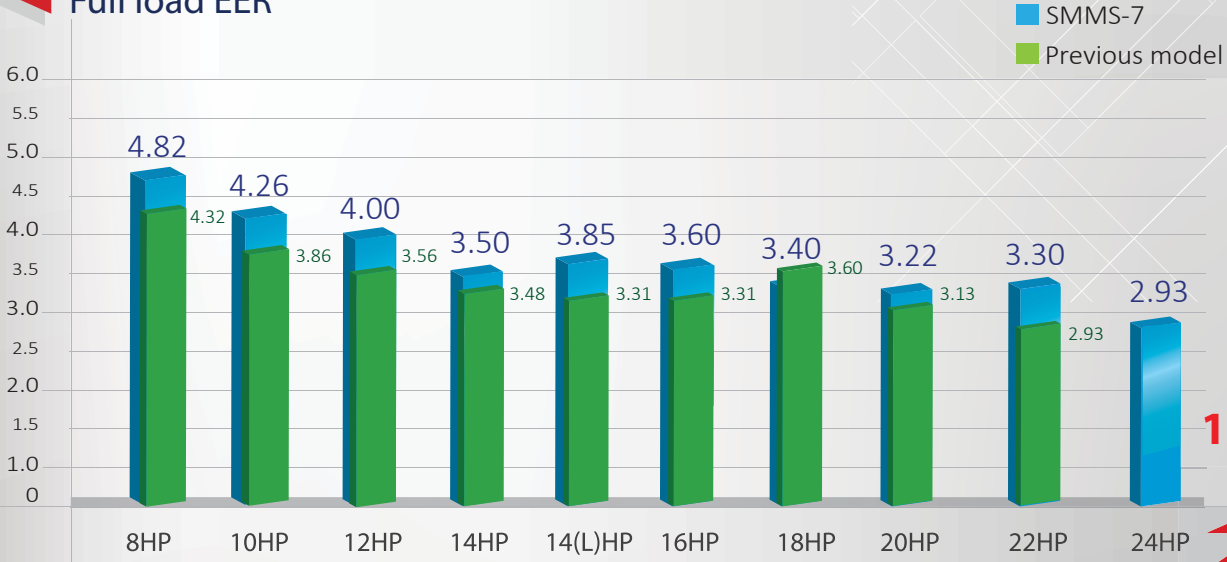
Air Conditioning for large building
Product Catalogue

 **Better Air Solutions**

Sense of efficiency

Higher energy efficiency

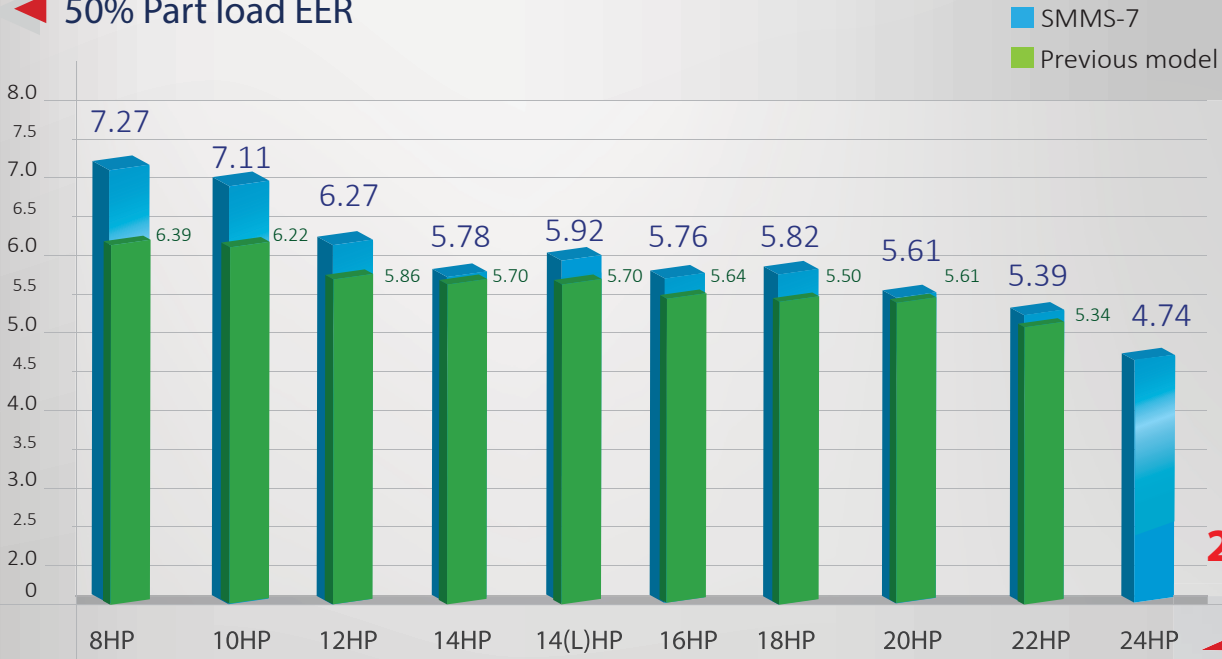
Full load EER



Max 16% UP!



50% Part load EER



Max 26% UP!




>>> Sense of space

Space saving and light weight

◀ 20 HP Model



Previous model




**-24%
Reduced** space saving

◀ 24 HP Model



Previous model



**-20%
Reduced** space saving

◀ 60 HP Combination model

The new compact design not only reduce the installation foot print, but also reduce the time to deliver and install



Previous model






**-18%
Reduced** space saving





Outdoor units

Standard model

										
Capacity		8HP	10HP	12HP	14HP	16HP	18HP	20HP	22HP	24HP
Model Name (MMY-)	50 Hz	MAP0807T8P	MAP1007T8P	MAP1207T8P	MAP1407T8P	MAP1607T8P	MAP1807T8P	MAP2007T8P	MAP2207T8P	MAP2407T8P
	60 Hz	MAP0807T7P	MAP1007T7P	MAP1207T7P	MAP1407T7P	MAP1607T7P	MAP1807T7P	MAP2007T7P	MAP2207T7P	MAP2407T7P
Cooling capacity (kW)		22.4	28.0	33.5	40.0	45.0	50.4	56.0	61.5	67.0

															
Capacity		26HP		28HP		30HP		32HP		34HP		36HP		38HP	
Model Name (MMY-)	50 Hz	AP2617T8P		AP2817T8P		AP3017T8P		AP3217T8P		AP3417T8P		AP3617T8P		AP3817T8P	
	60 Hz	AP2617T7P		AP2817T7P		AP3017T7P		AP3217T7P		AP3417T7P		AP3617T7P		AP3817T7P	
Units in combination (MMY-)		MAP1407T8P	MAP1207T8P	MAP1407T8P	MAP1407T8P	MAP1607T8P	MAP1407T8P	MAP1607T8P	MAP1607T8P	MAP1807T8P	MAP1607T8P	MAP1807T8P	MAP1807T8P	MAP2007T8P	MAP1807T8P
		MAP1407T7P	MAP1207T7P	MAP1407T7P	MAP1407T7P	MAP1607T7P	MAP1407T7P	MAP1607T7P	MAP1607T7P	MAP1807T7P	MAP1607T7P	MAP1807T7P	MAP1807T7P	MAP2007T7P	MAP1807T7P
Cooling capacity (kW)		73.5		80.0		85.0		90.0		95.4		100.8		106.4	

																
Capacity		40HP			42HP			44HP			46HP			48HP		
Model Name (MMY-)	50 Hz	AP4017T8P			AP4217T8P			AP4417T8P			AP4617T8P			AP4817T8P		
	60 Hz	AP4017T7P			AP4217T7P			AP4417T7P			AP4617T7P			AP4817T7P		
Units in combination (MMY-)		MAP2007T8P	MAP2007T8P	MAP1407T8P	MAP1407T8P	MAP1407T8P	MAP1607T8P	MAP1407T8P	MAP1407T8P	MAP1807T8P	MAP1407T8P	MAP1407T8P	MAP2007T8P	MAP1407T8P	MAP1407T8P	
		MAP2007T7P	MAP2007T7P	MAP1407T7P	MAP1407T7P	MAP1407T7P	MAP1607T7P	MAP1407T7P	MAP1407T7P	MAP1807T7P	MAP1407T7P	MAP1407T7P	MAP2007T7P	MAP1407T7P	MAP1407T7P	
Cooling capacity (kW)		112.0			120.0			125.0			130.4			136.0		

																			
Capacity		50HP			52HP			54HP			56HP			58HP			60HP		
Model Name (MMY-)	50 Hz	AP5017T8P			AP5217T8P			AP5417T8P			AP5617T8P			AP5817T8P			AP6017T8P		
	60 Hz	AP5017T7P			AP5217T7P			AP5417T7P			AP5617T7P			AP5817T7P			AP6017T7P		
Units in combination (MMY-)		MAP2007T8P	MAP1607T8P	MAP1407T8P	MAP2007T8P	MAP1807T8P	MAP1407T8P	MAP2007T8P	MAP2007T8P	MAP1407T8P	MAP2007T8P	MAP2007T8P	MAP1607T8P	MAP2007T8P	MAP2007T8P	MAP1807T8P	MAP2007T8P	MAP2007T8P	MAP2007T8P
		MAP2007T7P	MAP1607T7P	MAP1407T7P	MAP2007T7P	MAP1807T7P	MAP1407T7P	MAP2007T7P	MAP2007T7P	MAP1407T7P	MAP2007T7P	MAP2007T7P	MAP1607T7P	MAP2007T7P	MAP2007T7P	MAP1807T7P	MAP2007T7P	MAP2007T7P	MAP2007T7P
Cooling capacity (kW)		141.0			146.4			152.0			157.0			162.4			168.0		

* Power: 3-phase 50 Hz 400V (380 - 415V) / 3-phase 60 Hz 380V
 * The source voltage must not fluctuate more than ±10%.
 * Rated conditions
 Cooling: Indoor air temperature 27°C DB/19°C WB, outdoor air temperature 35°C DB



Indoor units

Cooling capacity (HP)	4-way air discharge cassette type (MMU-)	Compact 4-way cassette type (MMU-)	2-way air discharge cassette type (MMU-)	1-way air discharge cassette type (MMU-)	Slim duct type (MMD-)	Super Slim duct type (MMD-)	Concealed duct high static pressure type (MMD-)	Concealed duct type (MMD-)
2.2 kW (0.8 HP)		AP0077MH-E	AP0072WH1	AP0074YH1-E	AP0074SPH1-E	AP0076M(P)HY*		AP0076BHP-T
2.5 kW (0.9HP)						AP0086M(P)HY*		
2.8 kW (1.0 HP)	AP0094HP-T	AP0097MH-E	AP0092WH1	AP0094YH1-E	AP0094SPH1-E	AP0096M(P)HY*		AP0096BHP-T
3.2kW (1.1HP)						AP0106M(P)HY*		
3.6 kW (1.25HP)	AP0124HP-T	AP0127MH-E	AP0122WH1	AP0124YH1-E	AP0124SPH1-E	AP0126M(P)HY*		AP0126BHP-T
4.0 kW (1.5HP)						AP0146M(P)HY*		
4.5 kW (1.7 HP)	AP0154HP-T	AP0157MH-E	AP0152WH1	AP0154SH1-E	AP0154SPH1-E	AP0156M(P)HY*		AP0156BHP-T
5.0 kW (1.85HP)						AP0176M(P)HY*		
5.6 kW (2.0 HP)	AP0184HP-T	AP0187MH-E	AP0182WH1	AP0184SH1-E	AP0184SPH1-E	AP0186M(P)HY*	AP0186HP-T*	AP0186BHP-T
6.3 kW (2.25HP)						AP0206M(P)HY*		
7.1 kW (2.5HP)	AP0244HP-T		AP0242WH1	AP0244SH1-E	AP0244SPH1-E	AP0246M(P)HY*	AP0246HP-T*	AP0246BHP-T
8.0 kW (3.0 HP)	AP0274HP-T		AP0272WH1		AP0274SPH1-E	AP0276M(P)HY*	AP0276HP-T*	AP0276BHP-T
9.0 kW (3.2 HP)	AP0304HP-T		AP0302WH1					AP0306BHP-T
11.2 kW (4.0 HP)	AP0364HP-T		AP0362WH1				AP0366HP-T*	AP0366BHP-T
14.0 kW (5.0 HP)	AP0484HP-T		AP0482WH1				AP0486HP-T*	AP0486BHP-T
16.0 kW (6.0 HP)	AP0564HP-T		AP0562WH1				AP0566HP-T*	AP0566BHP-T
22.4 kW (8.0 HP)							AP0726HP-T	
28.0 kW (10.0 HP)							AP0966HP-T	



Cooling capacity (HP)	Ceiling type (MMC-)	High wall type series 3 (MMK-)	High wall type Series 7 (MMK-)	Floor standing concealed type (MML-)	Floor standing cabinet type (MML-)	Console type (MML-)	Floor standing type (MMF-)	Large capacity floor standing Direct type (MMF-)	Large capacity floor standing Duct type (MMF-)
2.2 kW (0.8 HP)		AP0073H-T	AP0077HP-T	AP0074BH1-E	AP0074H1-E	AP0074NH1-E			
2.8 kW (1.0 HP)		AP0093H-T	AP0097HP-T	AP0094BH1-E	AP0094H1-E	AP0094NH1-E			
3.6 kW (1.25 HP)		AP0123H-T	AP0127HP-T	AP0124BH1-E	AP0124H1-E	AP0124NH1-E			
4.5 kW (1.7 HP)	AP0158HP-T	AP0153H-T		AP0154BH1-E	AP0154H1-E	AP0154NH1-E	AP0156H1-E		
5.6 kW (2.0 HP)	AP0188HP-T	AP0183H-T		AP0184BH1-E	AP0184H1-E	AP0184NH1-E	AP0186H1-E		
7.1 kW (2.5 HP)	AP0248HP-T	AP0243H-T		AP0244BH1-E	AP0244H1-E		AP0246H1-E		
8.0 kW (3.0 HP)	AP0278HP-T						AP0276H1-E		
11.2 kW (4.0 HP)	AP0368HP-T						AP0366H1-E		
14.0 kW (5.0 HP)	AP0488HP-T						AP0486H1-E		
16.0 kW (6.0 HP)	AP0568HP-T						AP0566H1-E		
22.4 kW (8.0 HP)								AP0725HP-VA/VB	AP0725DHP-VA/VB
28.0 kW (10.0 HP)								AP0965HP-VA/VB	AP0965DHP-VA/VB
45.0 kW (16.0 HP)								AP1445HP-VA/VB	AP1445DHP-VA/VB
56.0 kW (20.0 HP)								AP1925HP-VA/VB	AP1925DHP-VA/VB

*Super slim duct MMD-AP***6MPHY, P means coming with drain pump.